

Geometry – Unit 8 Practice
Folding Circles - Central & Inscribed Angles


G.C.A.2

Name: _____!

Date: _____ Pd: _____

Circle A

1. Label the point at the center of the circle below *A*, and then use symbols to name the circle. _____
2. Draw and label a diameter. Use proper notation to name it: _____
3. Draw and label a radius. Use proper notation to name it: _____
4. What do you know about the relationship between the length of the radius and the length of the diameter? _____
5. Draw and label a central angle on the circle below. Name the angle and the intercepted arc.
_____ & _____



6. Draw another central angle. Name two central angles that are overlapping. _____ & _____
7. Name two central angles that are not overlapping. _____ & _____
8. What is the relationship between the measures of a central angle and its' intercepted arc?




Circle B

9. Draw and label some chords and arcs on the circle below. List the names for the chords and their corresponding arcs.

CHORD	ARC

10. What appears to happen when you draw a diameter perpendicular to a particular chord on the circle below?




-
11. Use a protractor and ruler to verify your conjecture(s). Record your findings below.



Circle C

12. On the circle below draw and label a central angle, then draw an inscribed angle with the same intercepted arc. Use proper notation to name them: _____ & _____



13. What is the relationship between the inscribed angle and the central angle?

14. What is the relationship between an inscribed angle and its' intercepted arc?
