

# Spin, Roll, and Subtract



## Place Value

### 1.OA.5 (Add and subtract within 20)

#### Level 1:

Student uses a double ten frame.

Spin the 11 – 18 spinner to see how many cubes to fill the double 10 frame.

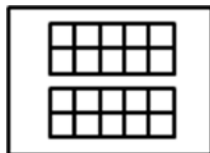
Roll the 4-9 die to see how many to subtract.

#### Level 2:

Play as in Level 1 but the student records equations.

#### Materials:

Double Ten Frame Cards



Cubes or two color  
counters

11-18 spinner

4 – 9 die

Recording sheet or plain paper for  
recording.

# Spin, Roll, and Subtract



## Place Value

Spin the spinner and put that number of counters on your double ten frame board.  
Now roll the die to find out how many to subtract. Write the equation.

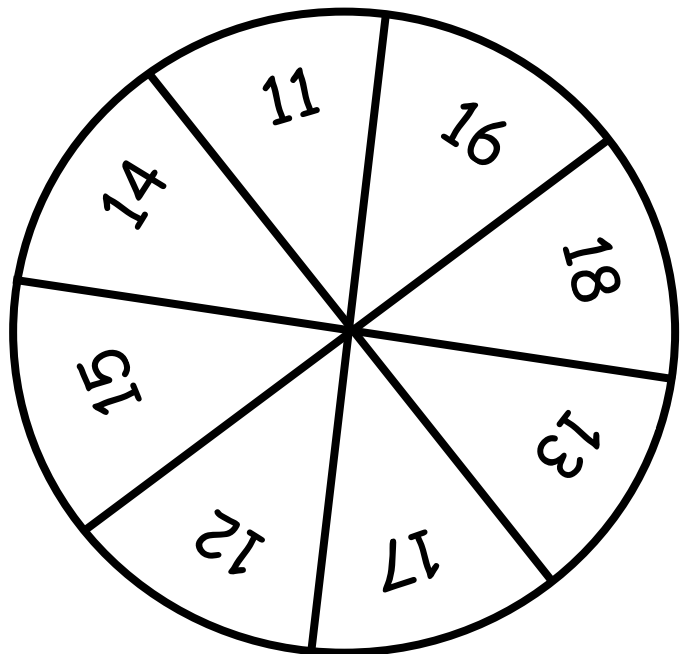
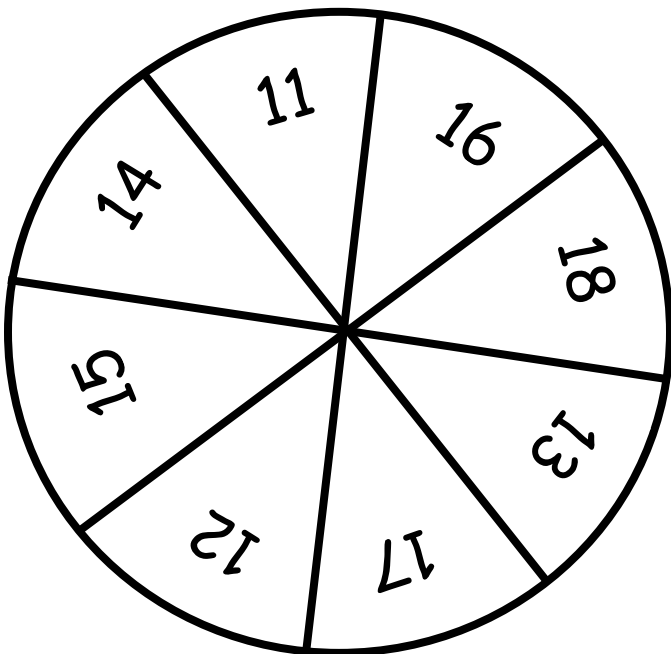
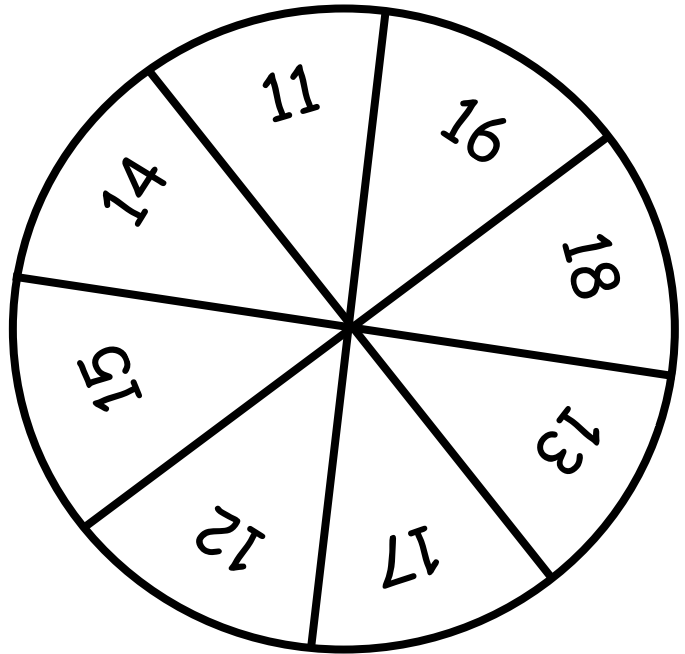
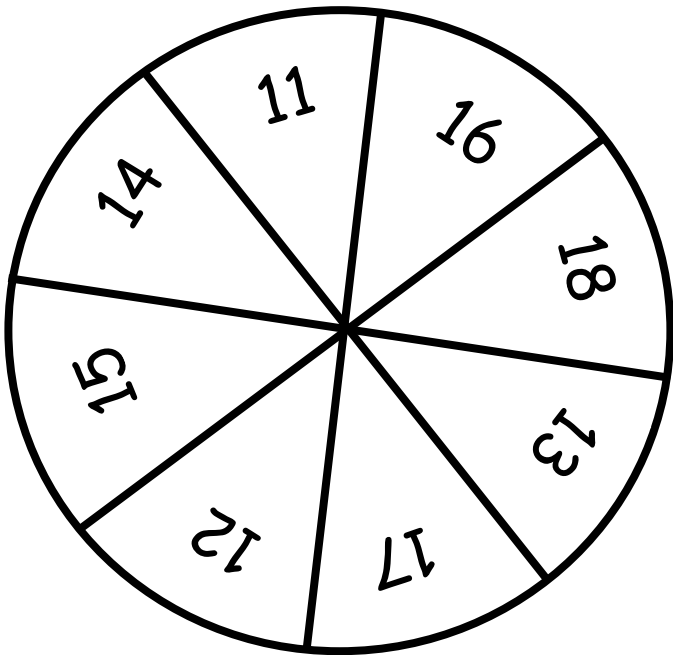
The Spin	The Roll	The Equation
15	8	$15 - 8 = 7$

Spin, Roll, and Subtract

Place Value



11 – 18 Spinners



# Spin, Roll, and Subtract



## Place Value



---

