



Relations (page 1)

Ordered pairs form a **relation**. A relation is a pairing of numbers from one set, called the **domain**, with numbers in another set, called the **range**. Each number in the domain is called an **input**, with each number in the range called an **output**. Therefore, in a relation represented by ordered pairs, the x -coordinates are the inputs (domain) and the y -coordinates are the outputs (range).

Relations can be represented as ordered pairs, in a table, as a graph or as a mapping diagram.

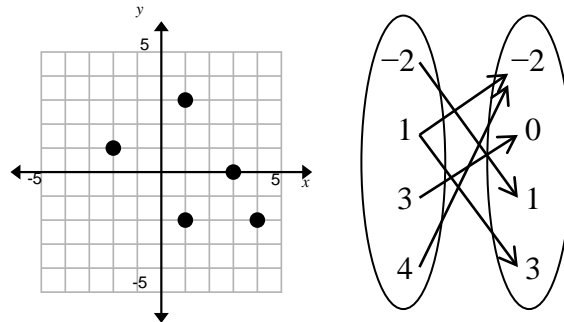
Example:

$$\{(-2, 1), (3, 0), (1, 3), (1, -2), (4, -2)\}$$

x	-2	3	1	1	4
y	1	0	3	-2	-2

Domain: $\{-2, 1, 3, 4\}$

Range: $\{-2, 0, 1, 3\}$



Relations (page 1)

Ordered pairs form a **relation**. A relation is a pairing of numbers from one set, called the **domain**, with numbers in another set, called the **range**. Each number in the domain is called an **input**, with each number in the range called an **output**. Therefore, in a relation represented by ordered pairs, the x -coordinates are the inputs (domain) and the y -coordinates are the outputs (range).

Relations can be represented as ordered pairs, in a table, as a graph or as a mapping diagram.

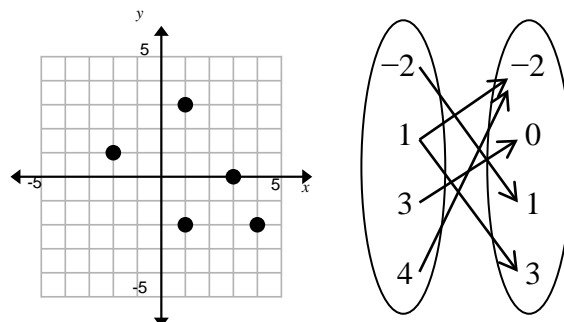
Example:

$$\{(-2, 1), (3, 0), (1, 3), (1, -2), (4, -2)\}$$

x	-2	3	1	1	4
y	1	0	3	-2	-2

Domain: $\{-2, 1, 3, 4\}$

Range: $\{-2, 0, 1, 3\}$

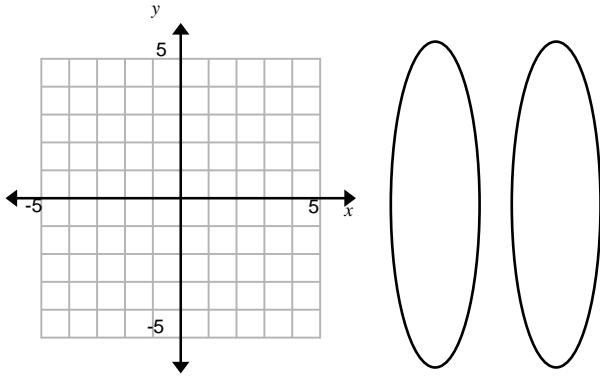


Relations (page 2)

Represent the relation as a table, a graph and a mapping diagram. Identify the domain and range.

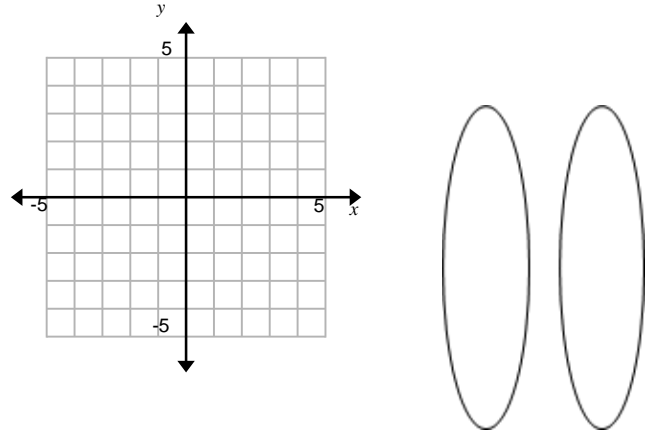
$$\{(-4, 2), (2, 3), (4, 1), (0, 3), (2, -2)\}$$

<i>x</i>					
<i>y</i>					



Represent the relation as a graph and a mapping diagram. Identify the domain and range.

<i>x</i>	-2	-1	0	1	2
<i>y</i>	-5	-3	-1	1	3

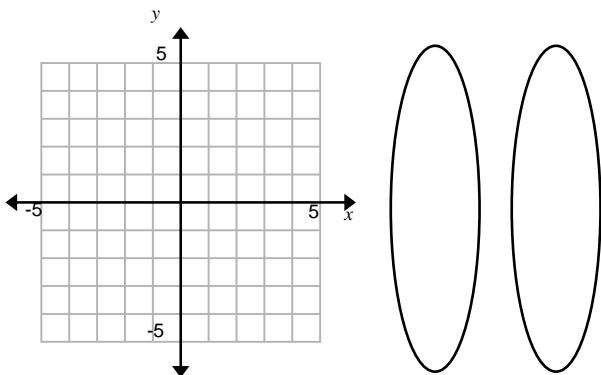


Relations (page 2)

Represent the relation as a table, a graph and a mapping diagram. Identify the domain and range.

$$\{(-4, 2), (2, 3), (4, 1), (0, 3), (2, -2)\}$$

<i>x</i>					
<i>y</i>					



Represent the relation as a graph and a mapping diagram. Identify the domain and range.

<i>x</i>	-2	-1	0	1	2
<i>y</i>	-5	-3	-1	1	3

