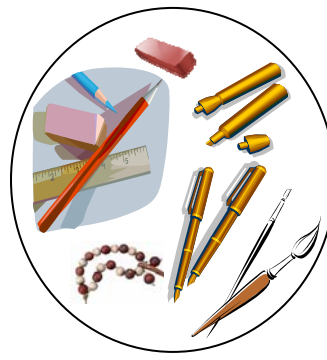
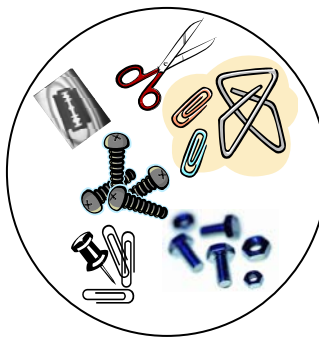






## Comparison/Contrast

We use expository writing to compare and contrast phenomena, characters, events, and texts. Through concrete experience and the surrounding talk, children are encouraged to notice similarities and differences. For example, children's exploration with a magnet in which they find objects that the magnet will pick up and those that it will not.

|   |  |
|---|--|
| <p><b>MAGNETS do Not<br/>PICK this up.</b></p>  | <p><b>Magnets do pick this<br/>up.</b></p>  |
|---|--|

The text has two statements. The statements comprised the headings for two big circles drawn on a chart. Objects that had been tested were glued onto either circle under the proper heading. The children used the circles as graphic organizers for displaying the information they had gathered through investigation. In this text, they were able to create categories, within which they could notice similarities. Another example that demonstrates this is a comparison between things that sink and things that float.

|  |   |
|--|---|
| <p><b>Things That Sink:</b></p>  <p>a Boulder</p>  <p>a nail</p> | <p><b>Things That Float:</b></p>  <p>a boat</p>  <p>a life jacket</p> |
|--|---|