



The Kindergarten Chronicles

Melanie Mahoney, Lamping Elementary

Robyn Markovic, Lamping Elementary

Happy Nevada Reading Week 2008! "Ride The Reading Train"

Southern Nevada
Regional Professional
Development Program

Volume 3, Issue 4


January, 2008
www.rpd.net

All aboard! Embark on an extraordinary train ride with your students and discover the wonder of reading! **Nevada Reading Week** runs February 25th through the 29th. In this month's Kindergarten Chronicles, we have highlighted a variety of literature-based, thematic activities to help your students chug along on track for reading enjoyment and success. This theme easily lends itself to topics across the curriculum: Social studies- transportation, perseverance, railroad safety/signs, maps. Science- investigate things that roll, identify wheels used in a variety of ways. Math- put cars in order, make patterns using unifix cubes, count wheels by two's, sell tickets, arrival times. Phonics- _ack word family (track, clack, black, pack). Vocabulary- engine, box car, tank car, caboose. The destinations are limitless! Enjoy your journey!



Terrific Train Stories

- [Freight Train](#) by Donald Crews
- [Inside Freight Train](#) by Donald Crews
- [Chugga Chugga Choo Choo](#) by Kevin Lewis
- [Two Little Trains](#) by Margaret Wise Brown
- [All Aboard Trains](#) by Deborah Harding
- [Train to Somewhere](#) by Eve Bunting
- [Steam, Smoke and Steel](#) by Patrick O'Brien
- [Big Book Of Trains](#) by DK Publishing
- [This Train](#) by Paul Collicutt
- [The Little Engine That Could: The Complete...](#) by Watty Piper

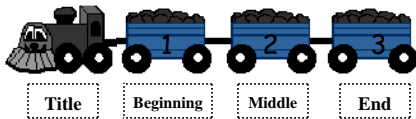


Bill Hanlon, Director

Ideas, Activities, Projects

Literature Extension

- [The Little Engine That Could](#)~ Show students pictures from the story that are out of order. Let students look closely at each picture and describe what is happening. Encourage students to work together to place the pictures in order. As students place the pictures in order, discuss the beginning, middle, and end events. Also, let students determine what the problem in the story was as well as how the problem was solved.



Lift the train cars to find out what happened.

Phonemic Awareness

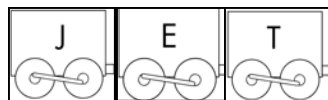
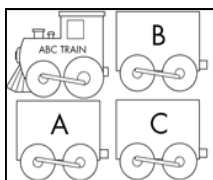
- Train Stories that rhyme~ Great rhythm & rhyme for building P. A.



[Clickety Clack](#) [Train Song](#) [I Love Trains!](#)
[The Caboose Who Got Loose](#)

Diane Siebert Philemon Sturges Robert Spence Bill Peet

- Blending Sounds : Go to www.kizclub.com to print out a pre-made alphabet train! You can copy cars onto colored construction paper and wrap them around blocks or small boxes so students can build "train words".



Art



- Construction Paper Trains~ Students can construct their own trains from uncut construction paper using TLC -style cutting techniques. Provide cotton balls to be stretched out and glued to background for steam from the boiler. Students can include a sentence about where their train is headed.

Writing

- *Predictable Chart*: Brainstorm with students some different things that trains can carry. Next, ask them to consider what color each of the items would be. Tell students that throughout the week, they are going to work on making an ABC color train! Each student can contribute one sentence and train car. Write each sentence on chart paper, writing their name at the end of the sentence. Let a few students each day share their sentences. Reread each sentence tracking the print. (For example, 'Aa is for green alligators.' (Ann))

Songs & Poems

A Peanut Sat on a Railroad Track
Engine, Engine Number Nine
I've Been Working on the Railroad
Down By the Station
The Wheels on the Train

Online Train Activities / Games

[Animal Train @ EdnoLand](#) Early Childhood
[Number Train @ LearningPlanet.com](#)
[Train Engine Online Coloring Page @ EnchantedLearning](#)
[Train Puzzle @ Meddy Bemps](#)