



# The Kindergarten Chronicles


Melanie Mahoney, Lamping Elementary

Robyn Markovic, Lamping Elementary


## Summertime Literacy Fun

Beat the heat with some of these cool literacy activities to keep your students motivated.


### Books




One Hot Summer Day



Marshmallow



Summer: An Alphabet Acrostic



## Hot Ideas!


### Make Ice Cream!



Modeled/ Guided Writing: Write this recipe on chart paper to model the steps. Allow students to participate in measuring. This recipe really works!

Ice Cream in a Bag  
Large zip lock bag  
Small zip lock bag  
3 cups of ice  
6+ tbsp of salt  
1/2 cup of whole milk  
2 Tbsp sugar  
1/4 Tsp Vanilla  
Add milk, sugar, and vanilla together in the small zip lock bag. Zip TIGHT and place inside larger zip lock bag with the ice and salt. Shake, shake, shake! Follow the link below for more ideas.

[www.kindergartentreehouse.com/icecream.html](http://www.kindergartentreehouse.com/icecream.html)



Southern Nevada  
Regional Professional  
Development Program

Volume 3, Issue 8

May/June, 2008  
[www.rpd.net](http://www.rpd.net)



Bill Hanlon, Director

Discover 10 Tips for summer reading fun: [www.partnershipforlearning.org](http://www.partnershipforlearning.org)

## Writing Activities

### Have a BURSTING Summer!

Write a different summertime activity on a paper strip for each student. Roll each strip and tuck it into a balloon; inflate each balloon and tie it.

Have each student select a balloon, pop it, and pantomime the activity written on the paper strip. The other students try to guess the activity.

**Summertime Activity Ideas:** swimming, eating ice cream, riding a bike, surfing, laying in the sun, playing soccer, helping mom or dad grill, eating a hotdog, reading a book, watching a movie, camping, etc.

### Remembering Kindergarten

Use your students' writing talents to help ease the first-day jitters of the new youngsters who will be in your class next fall. Ask each child to compose a letter addressed to next year's incoming class. In their letters, ask the students to describe their year in your classroom, note their favorite activities and subjects, and make comments about your teaching style. Store the letters over the break. Read the letters as an opening-day activity in the fall. These letters are sure to put your new students at ease and start the year off on a positive note!



National Watermelon Day  
August 3



\* Wild About Watermelons. This great resource can be ordered from [www.barkercreek.com/](http://www.barkercreek.com/), or visit [www.kindergartentreehouse.com/watermelon](http://www.kindergartentreehouse.com/watermelon) for much more!

If you've done this unit before, you'll know it's a great one for either the beginning or end of the year. Here are just a few ideas to get you started.

**Songs/Poems:** "Who Took the Melon From the Melon Patch?" (adapted from "Who Took the Cookies From the Cookie Jar?")

"Down By the Bay" by Raffi. Students can create their own mini booklets with the words and their own illustrations to the popular song.

**Art:** Use the torn paper technique and real seeds to make a watermelon slice.

**Fun Facts:** [www.watermelon.org](http://www.watermelon.org)

Write these facts out on a giant poster size watermelon after reading The Enormous Watermelon by Brenda Parks.

**Class Book:** Watermelon, Watermelon

Using the pattern from the book, Brown Bear, Brown Bear, write a watermelon book.

**Page 2** - Brown dirt, brown dirt what do you see? [add real dirt!] **Page 3** - I see black seeds looking at me. [glue real seeds], Black seeds, black seeds what do you see? **Page 4** - I see blue water looking at me. Blue water, blue water what do you see? **Page 5** - I see a green vine looking at me. Green vine, green vine what do you see? **Page 6** - I see a flower looking at me. Flower, flower what do you see? **Page 7** - I see a watermelon looking at me. Watermelon, watermelon what do you see? I see Mrs. Smith's class looking at me!