

The Kindergarten Chronicles



Carey Rogers, Bass ES

Robyn Markovic, RPD

March 2017
Volume 12, Issue 7

I am **LUCKY** to be a kindergarten teacher and that I get to share my ideas with all of you wonderful kindergarten teachers! This month's edition will be focusing on those tricky little leprechauns. Each year, we have a, "Catch the Leprechaun" day on March 17th, St. Patrick's Day. Our week leading up to St. Patrick's Day is full of enriching activities that all of us enjoy, including me! Take a peek.....

Reading Comprehension with Jamie O'Rourke and the Giant Potato

Day 1: Students use the comprehension strategy, **predicting**, to tell what will happen in the story. Read the text until you reach the page where Jamie lets the leprechaun go and the leprechaun runs away. Have students predict what they think might happen. Record their predictions on a chart.

Day 2: Vocabulary work - **praties** (an Irish word for potatoes), **avoid** (to keep away)

Day 3: Students make connections in the story. Jamie grows a **BIG** potato. Imagine you had a **MASSIVE** potato growing in your backyard. What would you do with it? Make a **Circle Map** to brainstorm all the ideas students have about what they would do with an enormous potato.

Day 4: Students infer how they know that the leprechaun was not telling the truth about only having two pieces of gold left.

RL.K.1: With prompting and support, ask and answer questions about key details in a text.

RL.K.4: Ask and answer questions about unknown words in a text.

RL.K.10: Actively engage in group reading activities with purpose and understanding.



Foundational Skills

HOW "LUCKY" AM I TO FIND ALL THESE WORD WORK ACTIVITIES FOR MY DAILY 5?

<http://blog.maketaketeach.com/st-patricks-day-digraph-activities/>

<http://www.playdoughtoplato.com/magic-e-shamrock-puzzles/>

RF.K.3b: Associate the long and short vowel sounds with common spellings (graphemes) for the five major vowels.



St Patrick's Day Emergent Reader

Check out this cute St. Patrick's Day emergent reader to teach some basic concepts.

<http://thatfunreadingteacher.com/>


RF.K.1a: Follow words from left to right, top to bottom, and page by page.

RF.K.1c: Understand that words are separated by spaces in print.


RF.K.3c: Read common high-frequency words by sight.

RF.K.4: Read emergent-reader texts with purpose and understanding.

March Literature Picks



Rabbit is growing shamrocks in a pretty yellow pot--he's getting them ready for St. Patrick's Day so he can wear them for the parade! When his pot of beautiful green shamrocks goes missing, he goes searching . . . will he find them in time?





This is a wonderful tale of the unlikely friendship between Lucky, a lovable dog, and MacKenzie O'Shamrock, a cranky old leprechaun.

How To Catch A Leprechaun: Directions by Kindergartners

We love to come up with creative ways that we might catch those little tricky leprechaun guys. We brainstorm ideas using a **Circle Map**. We write a classroom "How To" on chart paper. Students learn transition words: **first, next, then, and finally**. Then students write their own, "How to Catch a Leprechaun" piece. We attach their writing to a leprechaun visual. <https://drive.google.com/file/d/0B9ngTpGTGboabDIUC0thTVdWRUU/view?usp=sharing>
<https://www.allkidsnetwork.com/crafts/st-patricks-day/images/paper-leprechaun-craft.jpg>

W.K.2: Use a combination of drawing, dictating, and writing to compose explanatory texts.

The **Circle Map** is the first **map** introduced to students when using Thinking Maps. This **map** is used for Brainstorming or Defining in Context.



We LOVE There Was An Old Lady Books! This one is no exception. Check out this website for extension activities.

<http://candokinders.blogspot.com/2012/03/whew-its-been-long-time.html>



Regional Professional
Development Program



www.rpd.net



Follow us on Twitter (@SNRPDP).

