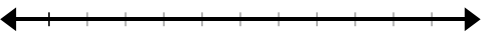
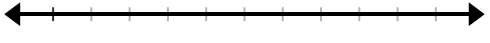


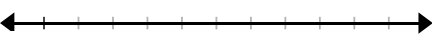


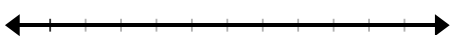
Graphing Inequalities

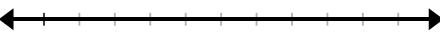
Graph the solution to each inequality given below. Be sure to number each number line given.

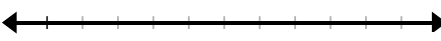
1. $m < 7$ 

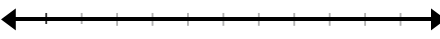
2. $m \leq 7$ 

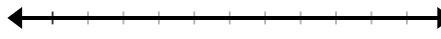
3. $m > 7$ 

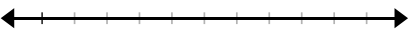
4. $m \geq 7$ 

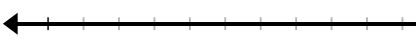
5. $g > 9$ 

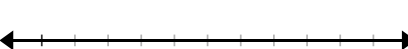
6. $t < 68$ 


7. $b \geq 3$ 

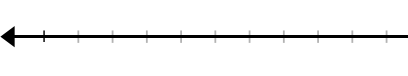
8. $r \leq 100$ 

9. $c > 17$ 

10. $d \leq 46$ 

11. $j < -73$ 

12. $z \geq -29$ 

13. $r < \frac{2}{5}$ 

14. $q > 35.4$ 