

Geometry – Unit 2 Activity
Symmetry of Logos




















G.CO.A.3

Name: _____!

Date: _____ Pd: _____

Cut out and sort the logos:

Create 4 piles labeled; **(NS)**no symmetry, **(LS)**line symmetry, **(RS)**rotational symmetry, and **(B)**both.

All logos in pile NS: staple together.

All logos in pile LS: draw ALL lines of symmetry, staple together.

All logos in pile RS: write the order of rotational symmetry on the back of each slip, staple together.

All logos in pile B: draw ALL lines of symmetry & write the order of rotational symmetry on the back of each slip, staple together.